

# PŘEDLOŽKY

Jméno: .....




1. Spoj, co k sobě patří:

IN      UNDER      ON      OVER      NEXT TO

NA      V      POD      VEDLE      NAD

2. Odpovídej:

**Where is the butterfly ?**



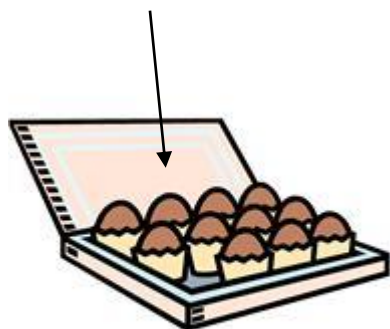
1. – The butterfly is ..... the flower.

2. – The butterfly is .....the flower.

3. – The butterfly is .....

4. – The butterfly is .....

Where are sweets ?



Where are the books ?



Where is coffee ?




Sweets are .....the box. The books are ..... the desk.

Coffee is .....the cup.

3. Namaluj obrázky podle nápovědy:

The ball is under the bed.






The shop is next to the school.




The doll is on the table.

The sun is over the house.

The mouse is in the box.



4. Najdi a zakroužkuj 5 předložek a 2 podstatná jména:




5. Slož rozštíhanou větu:

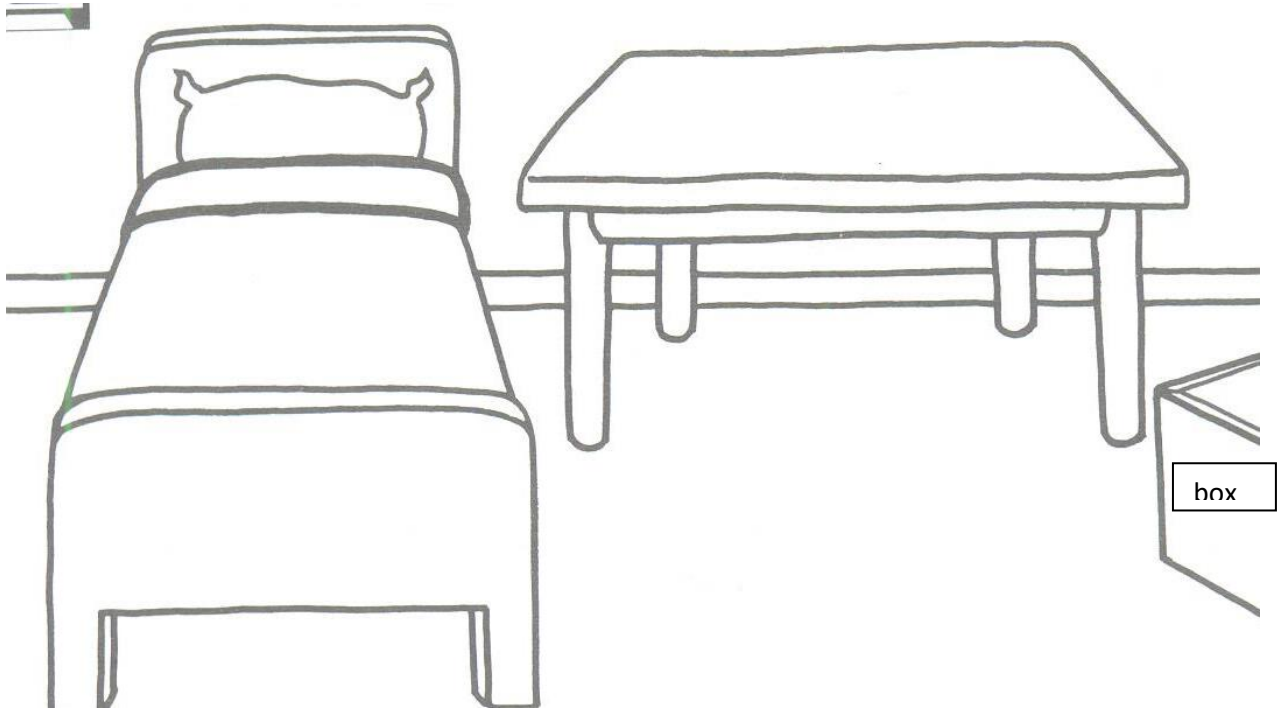
is    The    on    the    cup    table.

.....

Přelož: .....


6. Pro rychlé žáky. Dokresli obrázek podle nápovědy pod obrázkem:





The car is under the table. The teddy is on the bed. The doll is under the table. Roll is on the table. Cake is on the table. The star is over the table. The plane is under the bed. The fish is next to the box.

7. Odpověz a vybarvi:



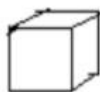
Where is the bag?

The bag is .....

The bag is red. The table is brown.

## Where is it?

1. The ball is in the box.
2. The car is under the chair.
3. The vase is on the desk.
4. The teddy bear is under the desk.
5. The brick is in the box.
6. The book is on the chair.
7. The bell is under the chair.
8. The cup is on the desk.
9. The apple is in the box.



---

## VERB TO BE

### 1. Complete the table:

I		we	
you		you	
he, she, it		they	

### 2. Complete AM, IS or ARE and draw the picture:

Today \_\_\_\_\_ Friday. It \_\_\_\_\_ 10 o'clock in the morning. The children \_\_\_\_\_ at school. Their classroom \_\_\_\_\_ very nice. There \_\_\_\_\_ three desks and six chairs. There \_\_\_\_\_ a door and a window, too. There \_\_\_\_\_ two girls and three boys in the classroom. They \_\_\_\_\_ sitting on the chairs. Only one boy \_\_\_\_\_ on the floor. His name \_\_\_\_\_ Will. Will \_\_\_\_\_ working with a map. His bag \_\_\_\_\_ on the map. The teacher \_\_\_\_\_ next to the desk. The children \_\_\_\_\_ not listening to him. They \_\_\_\_\_ drawing. I \_\_\_\_\_ in the classroom too. I \_\_\_\_\_ drawing too.

